

How to get to the new reviermanager app 2.0

Download the reviermanager app 2.0

<https://www.reviermanager.at/app>

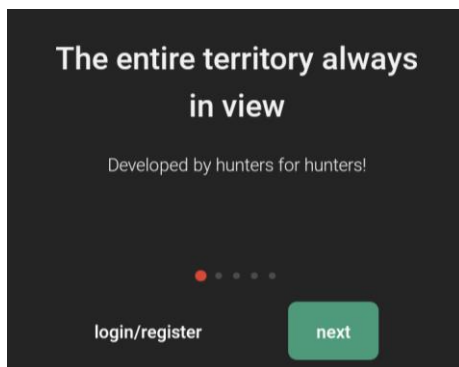
or

- iOS device: open AppStore & download app
- Android device: open Google PlayStore & download app
- Web version: <https://app.reviermanager.at/>

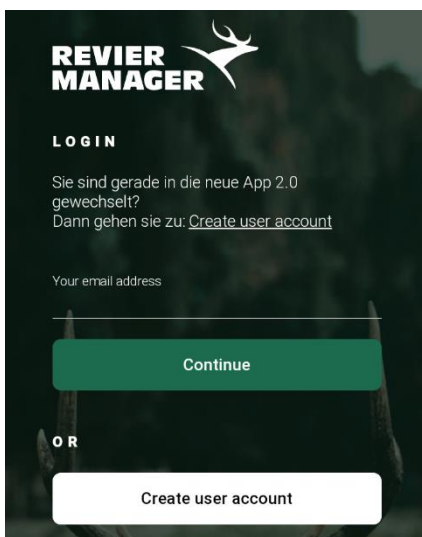


Step 1/3 – Create new user account


1. Open the app and click on „Login/Register“



2. **IMPORTANT!** Create a NEW USER ACCOUNT.
(even if you already have a user account in the old app).



3. Now enter the desired e-mail address and accept "terms and conditions and privacy policy"
4. Please check your email inbox and confirm your email address

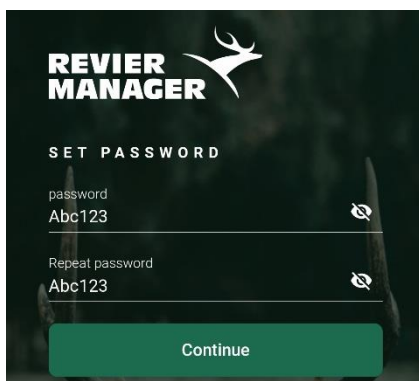


Step 2/3 – set a password

1. After confirming the email address, a new password must be created.

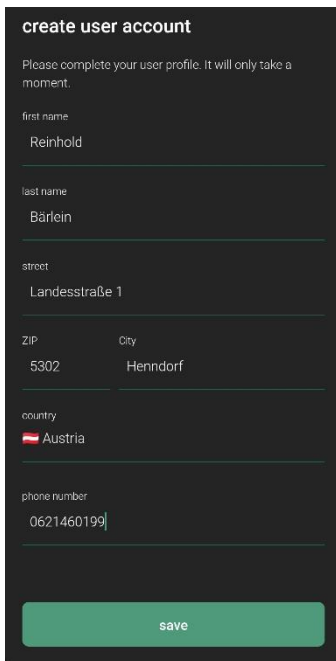
Minimum password requirement:

- 6 digits
- a capital letter
- a lowercase letter
- a number



Step 3/3 – Enter user data

1. To complete the registration, the personal data must be entered and saved here.



create user account

Please complete your user profile. It will only take a moment.

first name
Reinhold

last name
Bärlein

street
Landesstraße 1

ZIP City
5302 Henndorf

country
🇦🇹 Austria

phone number
0621460199

save

Now the registration is completed.

Your Reviermanager wildcamera can now be added - it must be set to "ON".
The initialization of the cameras can take up to 3h - please give your camera some time.

After successful initialization of the camera, you can still set the boundaries with the POIs (point of interests) etc. can be set.

We wish you much success and joy with your Reviermanager.